



US007775360B2

(12) **United States Patent**
Bornemeier et al.

(10) **Patent No.:** **US 7,775,360 B2**
(45) **Date of Patent:** **Aug. 17, 2010**

- (54) **TREE COVER SYSTEM**
- (75) Inventors: **Erik Bornemeier**, Layton, UT (US);
Jared Hendricks, Draper, UT (US)
- (73) Assignee: **TreeKeeper, LLC**, West Valley, UT (US)
- (*) Notice: Subject to any disclaimer, the term of this patent is extended or adjusted under 35 U.S.C. 154(b) by 0 days.

2,022,607 A *	11/1935	Sorensen	47/76
3,750,731 A *	8/1973	Brimmell	206/423
3,872,906 A *	3/1975	Bolanz	206/423
4,206,795 A *	6/1980	Regan	206/423
4,799,520 A *	1/1989	Blackburn et al.	206/423
5,590,775 A *	1/1997	Moore	206/423
2005/0150888 A1 *	7/2005	Birkmeier	220/229

- (21) Appl. No.: **12/184,390**
- (22) Filed: **Aug. 1, 2008**

* cited by examiner
Primary Examiner—Mickey Yu
Assistant Examiner—Jenine M Pagan
 (74) *Attorney, Agent, or Firm*—Kirton & McConkie; Michael F. Krieger

- (65) **Prior Publication Data**
US 2008/0308440 A1 Dec. 18, 2008

(57) **ABSTRACT**

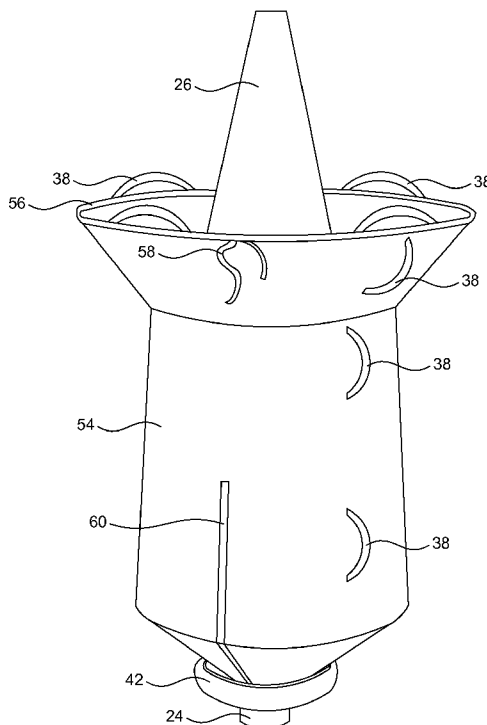
Related U.S. Application Data

Embodiments of the invention relate to reusable tree cover systems and methods that may be used with live trees or artificial trees. The cover systems may be stored in a pouch placed around the lower trunk of the tree from which the cover or tree bag is withdrawn and pulled up to substantially enclose the tree for transport and/or storage. The reusable systems may be designed to facilitate removal of the cover systems from the stored/covered tree while minimizing the undesirable forces on the tree and the cover system. This may be done by providing features that facilitate removing the cover systems in an upward direction relative to the tree along the stored/covered tree. As this removal direction is the same direction used to store/cover the tree in the first place and matches the natural bending/storing direction of the tree, storing and removal are facilitated by these systems.

- (63) Continuation-in-part of application No. 11/451,539, filed on Jun. 12, 2006, now abandoned.
- (51) **Int. Cl.**
B65D 85/50 (2006.01)
- (52) **U.S. Cl.** **206/423**; 383/72; 383/81
- (58) **Field of Classification Search** 206/423, 206/303; 220/229; 428/12; 383/12, 26, 383/81, 72; 47/23.1, 23.2, 66.1
See application file for complete search history.

- (56) **References Cited**
U.S. PATENT DOCUMENTS
633,528 A * 9/1899 Moore 47/23.2

18 Claims, 12 Drawing Sheets



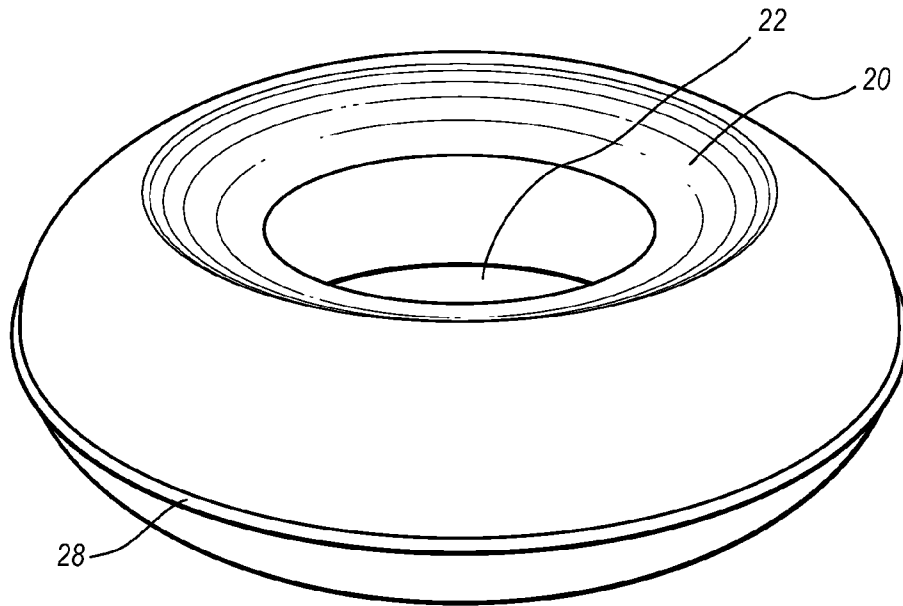


FIG. 1A

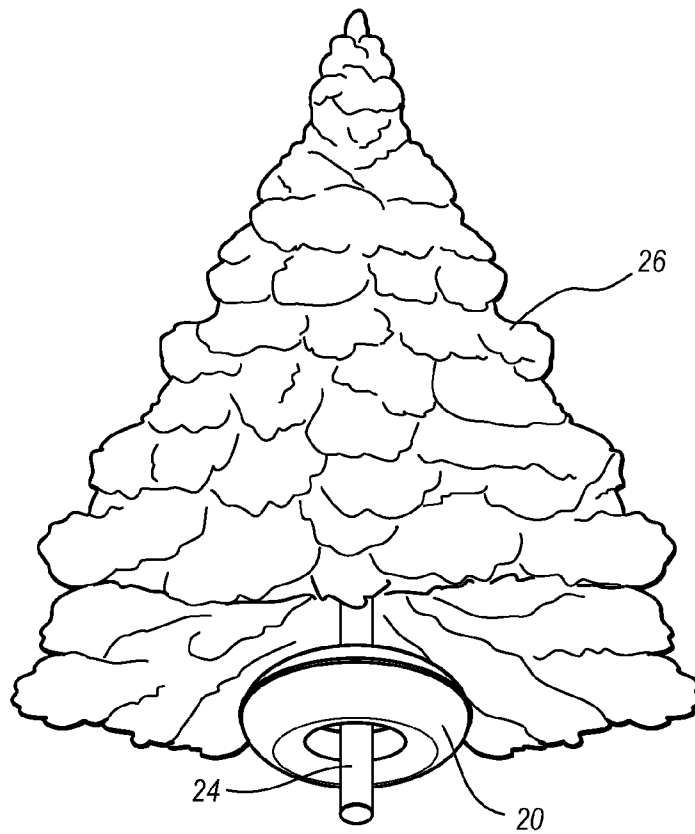


FIG. 1B

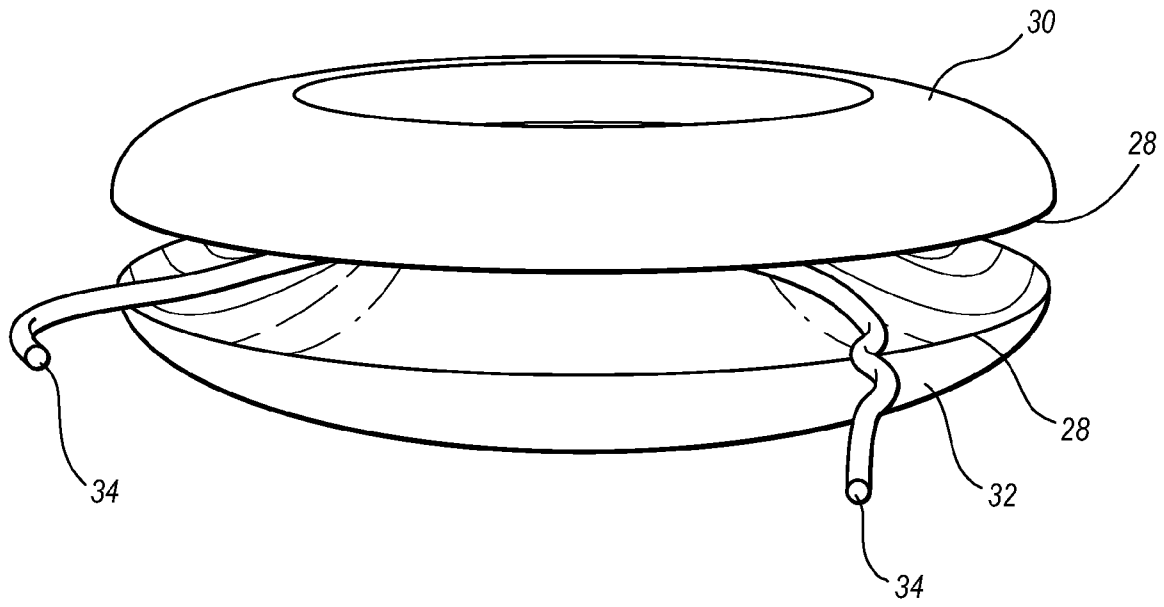


FIG. 2

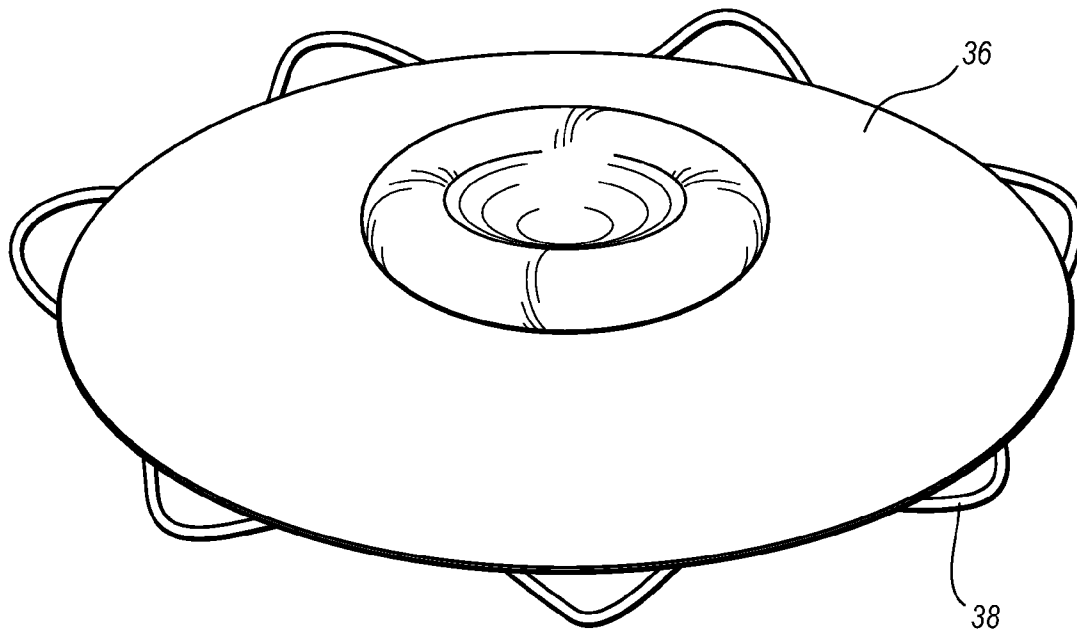


FIG. 3

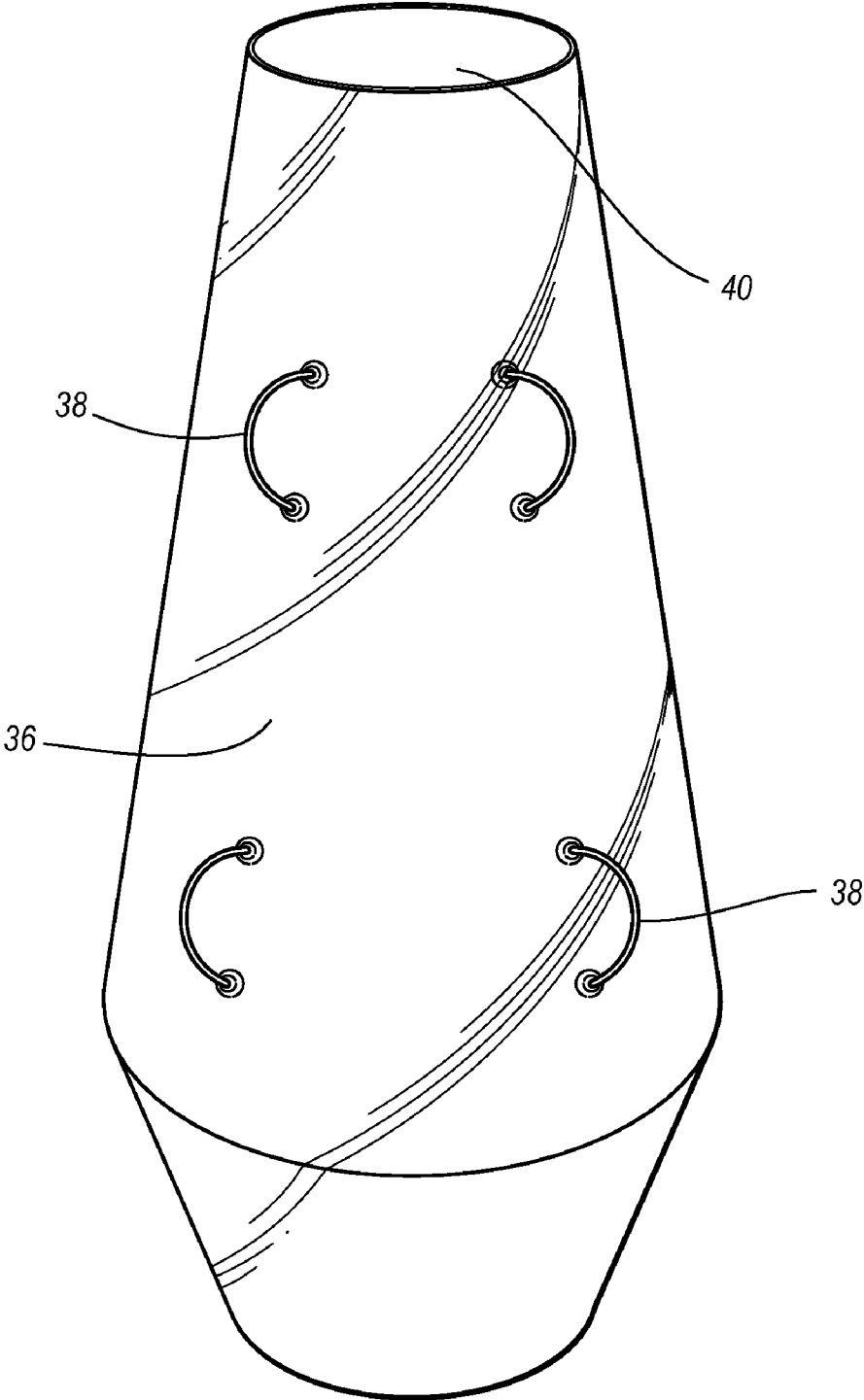


FIG. 4

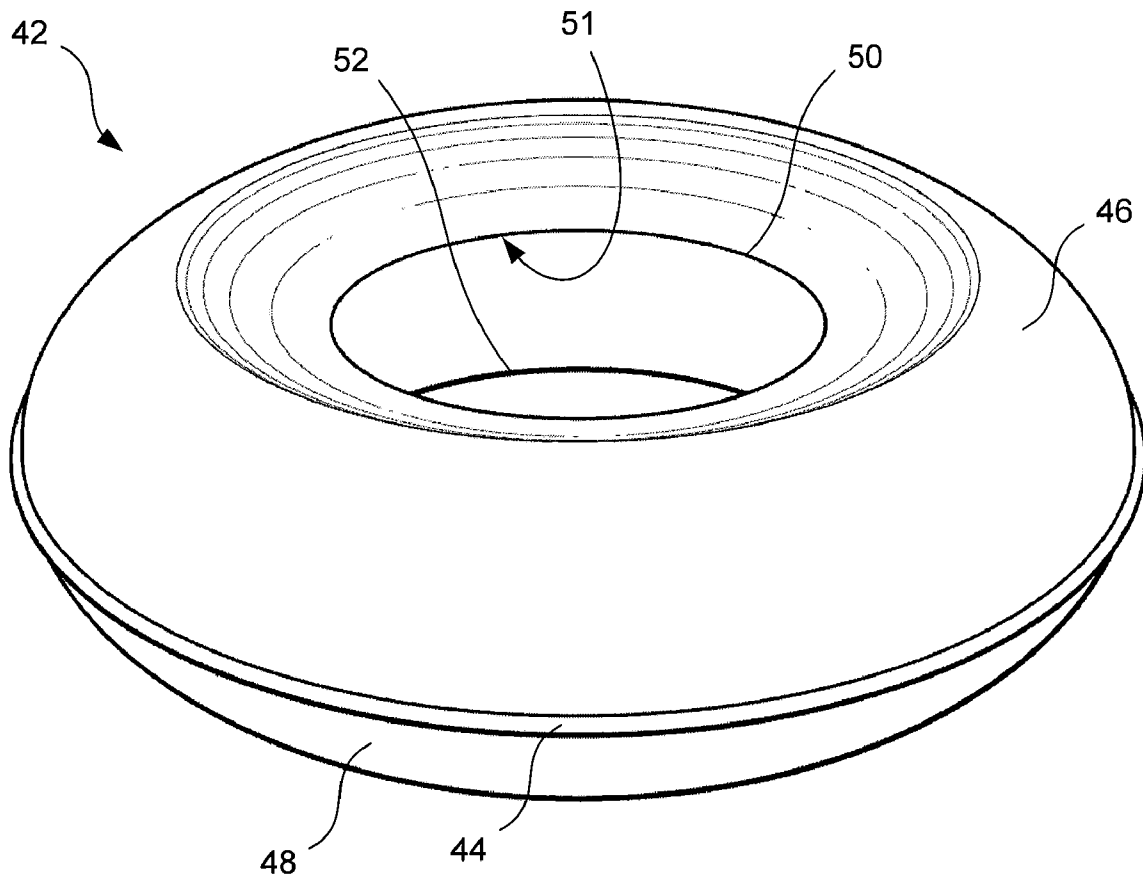


FIG. 5

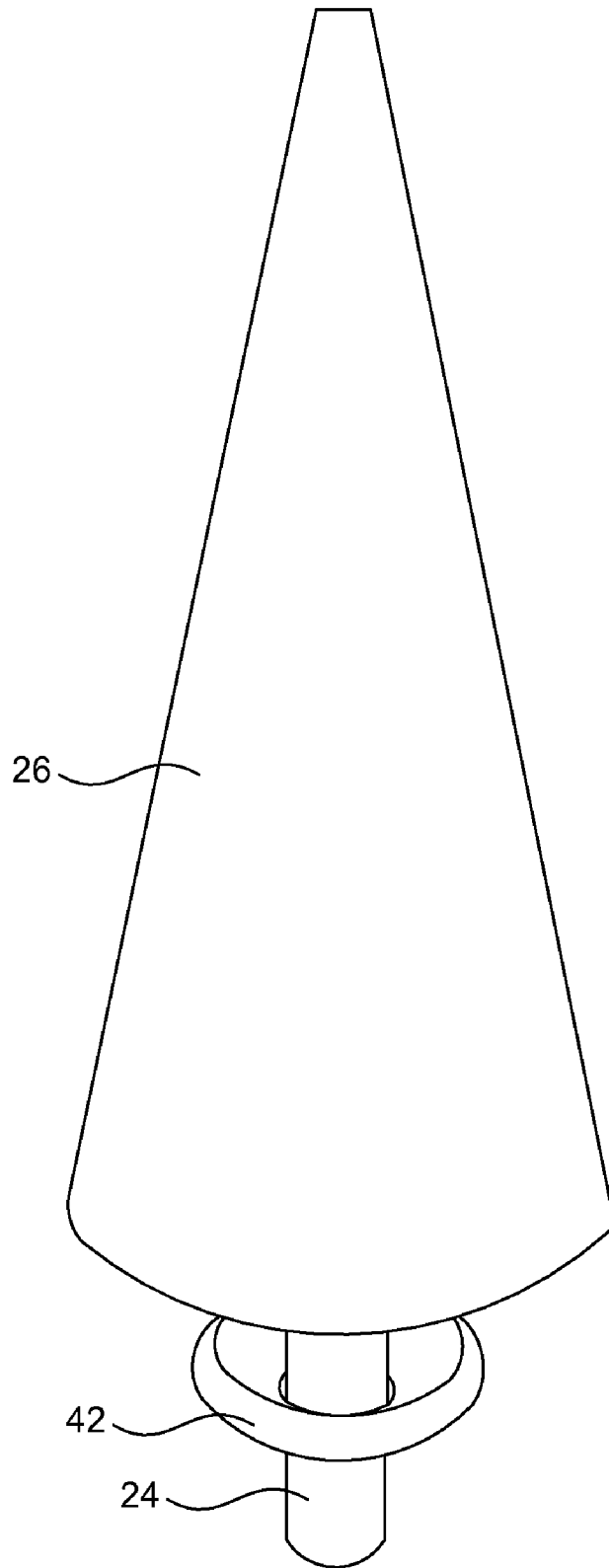


FIG. 6

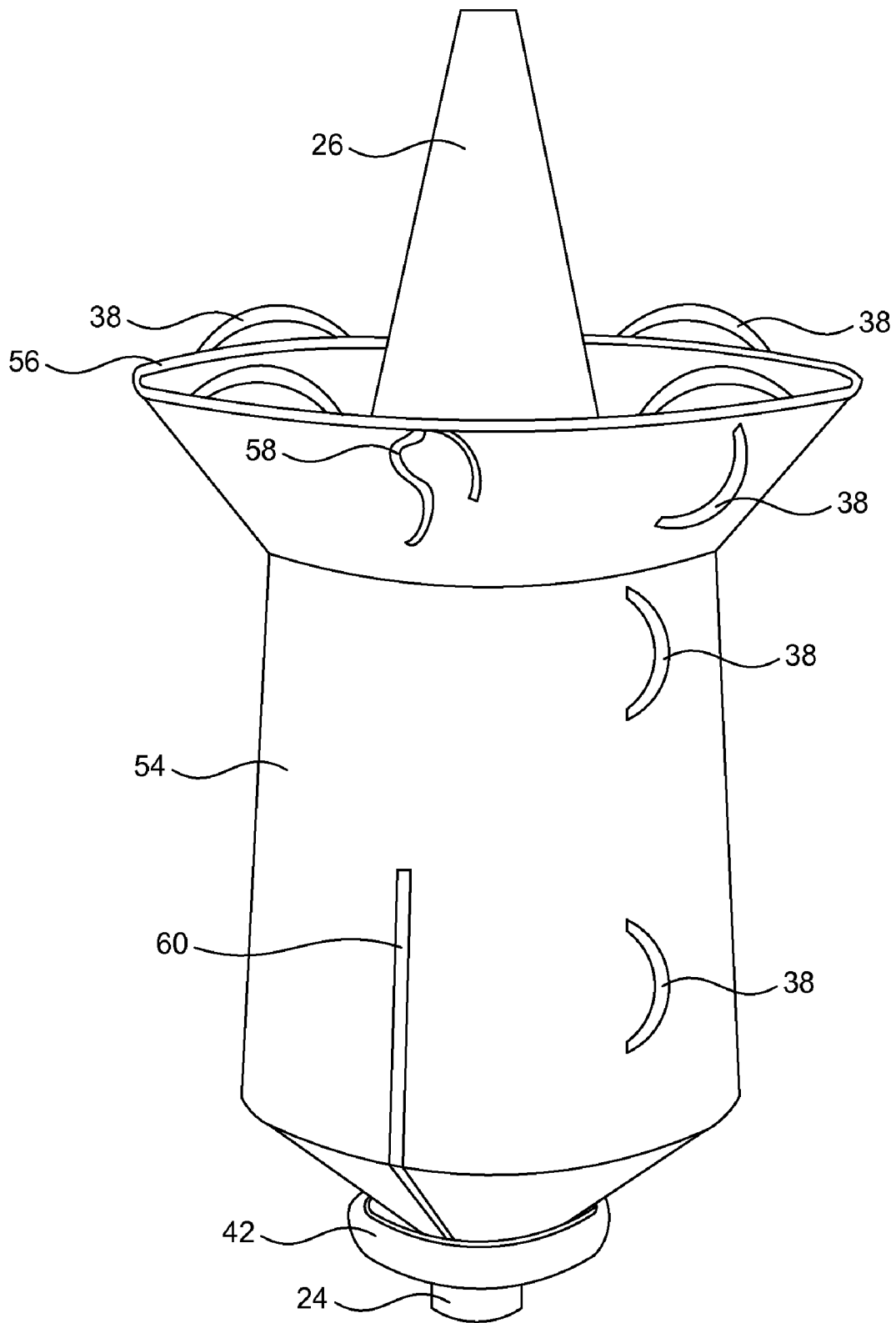


FIG. 7

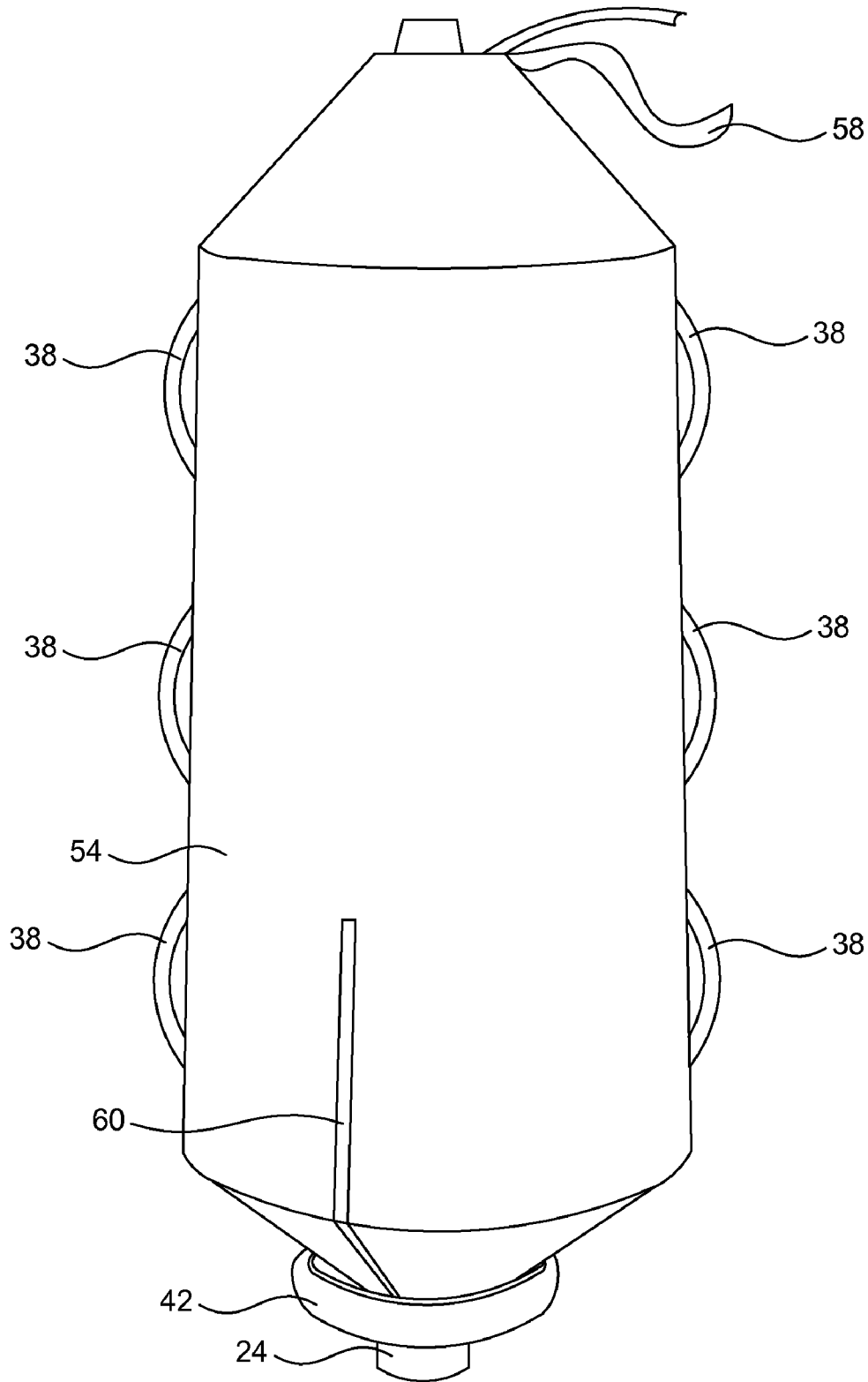


FIG. 8

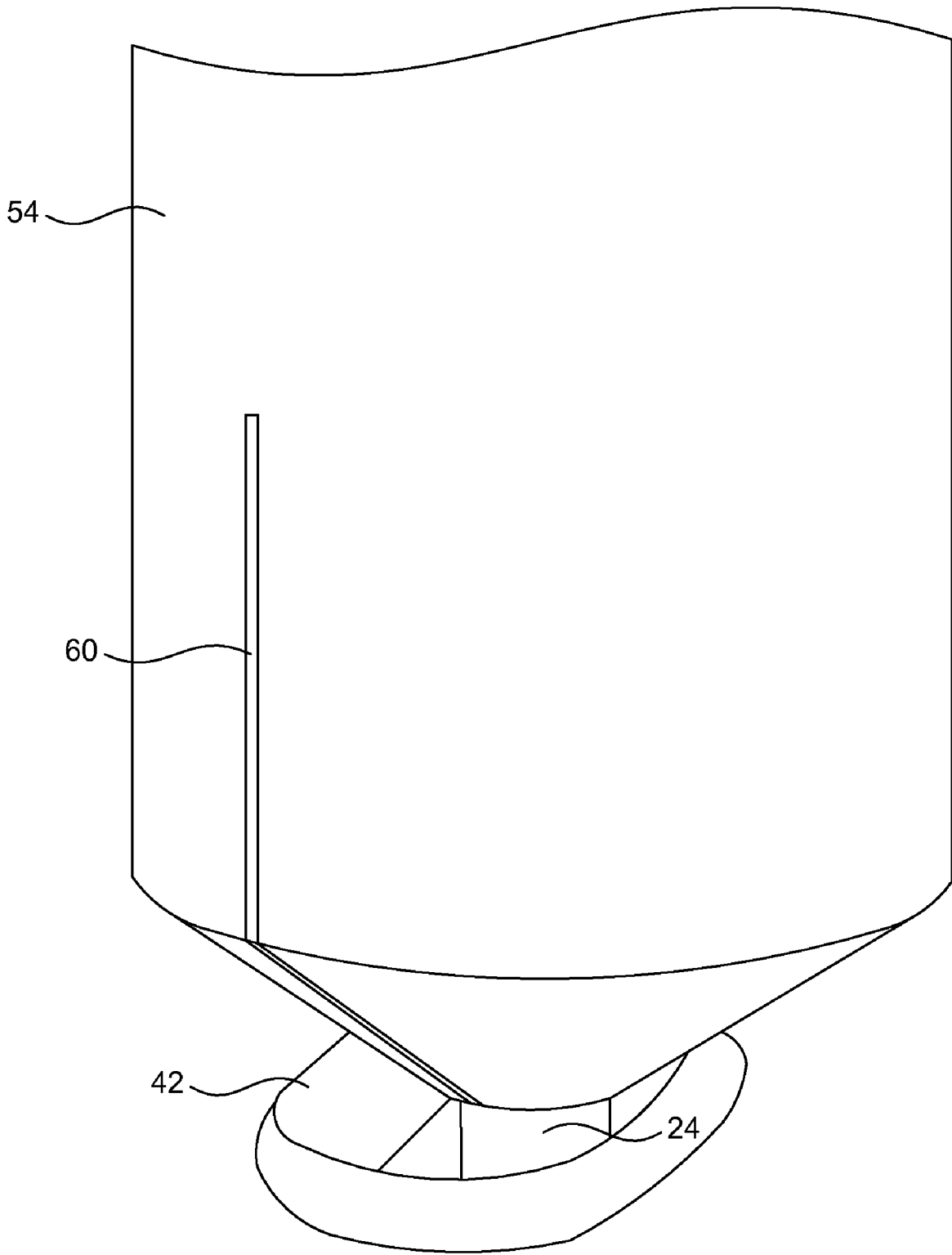


FIG. 9

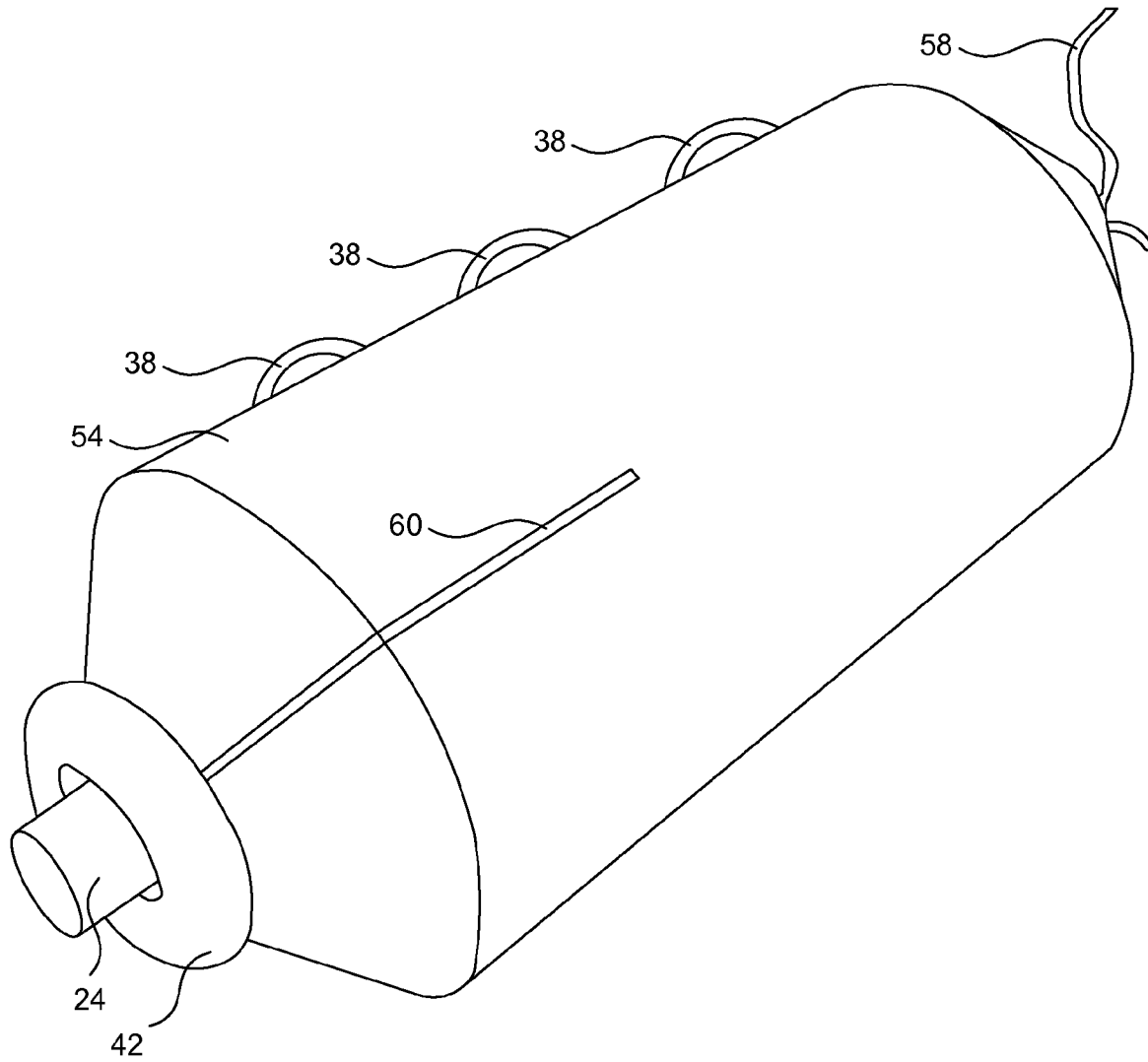


FIG. 10

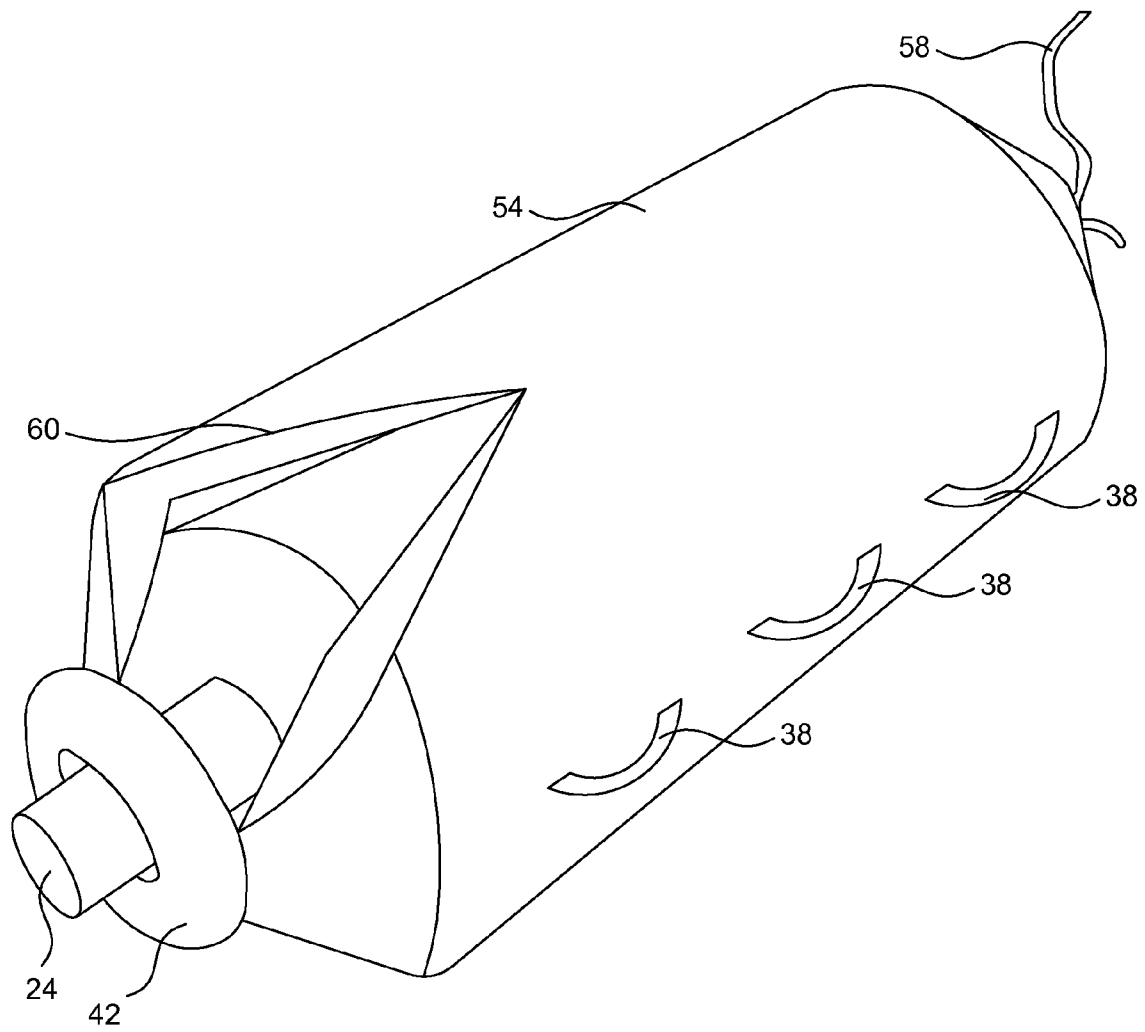


FIG. 11

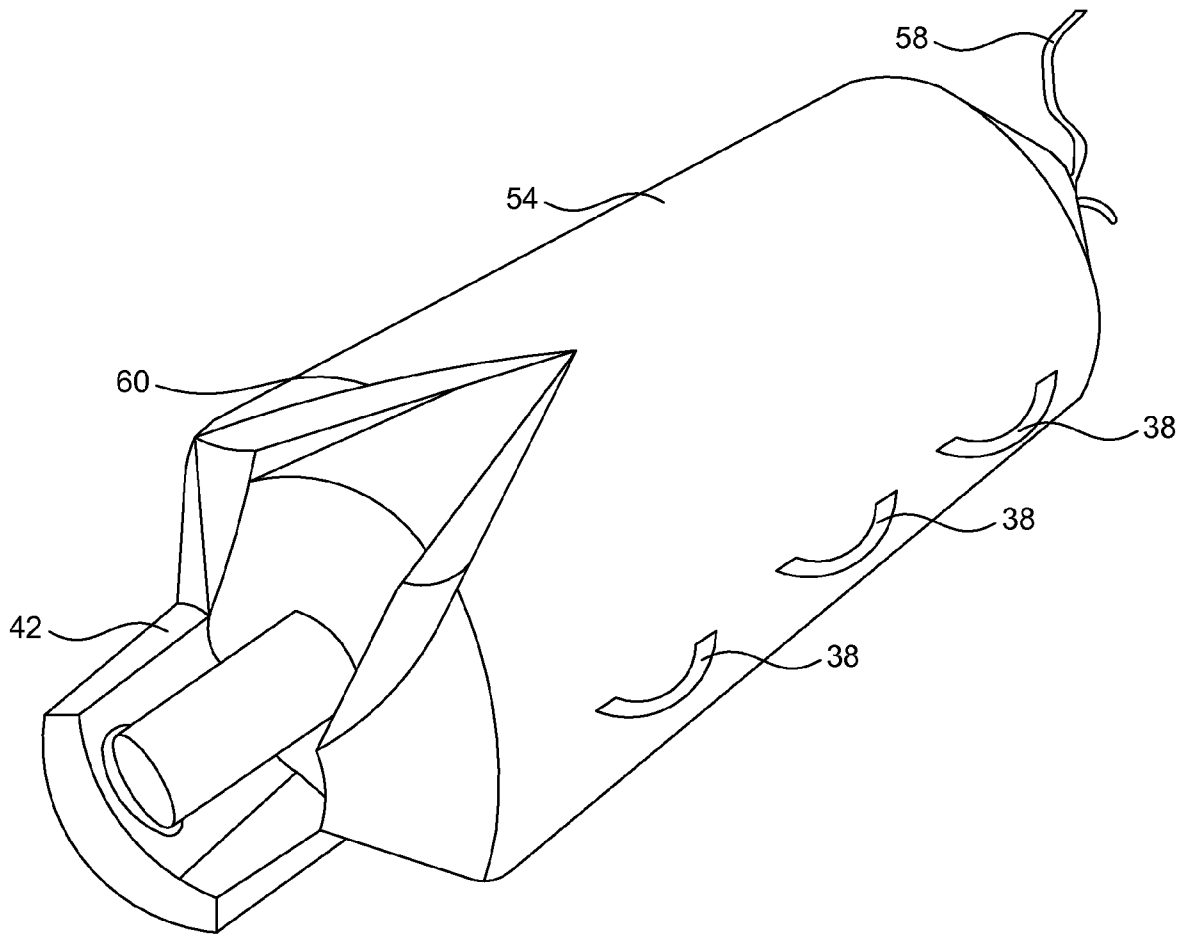


FIG. 12

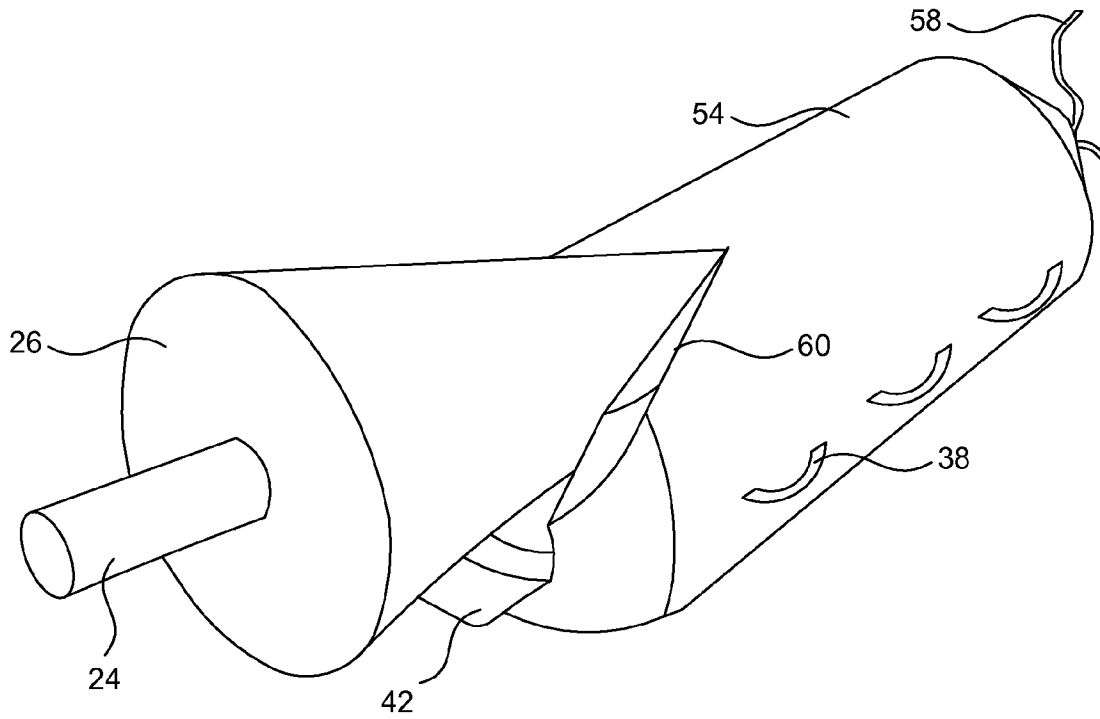


FIG. 13

TREE COVER SYSTEM**CROSS-REFERENCE TO RELATED APPLICATIONS**

This application is a continuation-in-part of prior application Ser. No. 11/451,539, filed Jun. 12, 2006, now abandoned and entitled "Disposable Tree Cover System."

BACKGROUND**1. Field of the Invention**

The present invention relates to a disposable tree cover system. More particularly, the present invention relates to an inexpensive collapsible cover configured for efficient transportation and storage of a tree that prevents shed needles or leaves of the tree from escaping the cover during transportation and storage.

2. Background of the Invention and Related Art

It has become tradition to raise and decorate a Christmas tree throughout the Christmas holiday. Part of this tradition involves lighting and displaying the tree in a well traveled location. Trees are typically decorated with ornaments, candy, and electrical lights, among other decorations.

Living trees shed leaves/needles once they are cut and typically deposit a large amount of these needles over the course of the holiday season. Shedding of needles occurs at all times after living trees are harvested: during transport, during display, and especially on cleanup at the end of the holiday season. Typically, the shedding worsens as time goes on and the tree dries out and dies. Living trees must be transported from the location where they are cut to a location where they are sold, and from there to the home or business of the purchaser for display. Because transport of trees is most convenient when trees are bundled up, trees are most often bundled shortly after harvesting. Most potential purchasers, however, want to see the tree they are buying before making a purchase, so trees are usually unbundled for display during sale.

After a sale has occurred, the buyer typically does not have the space to transport an unbundled tree, or does not desire the hassle. Therefore, trees are often bundled again into a smaller package for transport by individual tree buyers. The bundle is then opened or removed again by the purchaser after the purchaser transports the tree to the final display location. At each of these bundling/unbundling stages, the trees are bundled and unbundled by different entities: while one entity bundles the tree, another entity unbundles the tree.

A typical cut living tree cannot be used more than one season because it will dry out and die. Therefore, living trees must also be disposed of at the end of the season. However, living trees are typically driest at the end of the season, and so the handling of living trees for disposal leads to additional and/or increased shedding of needles requiring cleanup. Therefore, many people wish to bundle the tree in a way that prevents the inevitable shed needles from spreading all over the location where the tree was displayed and during transport for disposal.

Similar problems may be encountered with artificial trees. In the case of artificial trees, the problem is usually not that the tree sheds leaves and needles. Instead, the user of an artificial tree usually desires to store the tree from year to year to reuse the tree the next year. In doing so, the user may not desire to remove all the decorations one year only to have to restore all the decorations the next year. Or the user may want to have all components of the artificial tree stored in the same convenient package to ensure that no parts are lost, as most artificial trees

include multiple parts and sections. Artificial trees can be bulky to store, so the user of an artificial tree may want to have a storage bag that can reduce the volume of the artificial tree to be stored.

If a storage bag used to store/transport/bundle a live tree is to be reused and/or removed from a live tree (such as for display), it is disadvantageous for the removal process to involve applying forces to the tree's branches in a downward direction. When a tree is bundled, stored, and/or transported, its volume is typically reduced by applying an upward force on the branches of the tree to reduce the tree's overall diameter and volume. In the case of a live tree, the branches are typically sufficiently flexible in an upward direction to permit the tree's volume to be significantly reduced. In the case of an artificial tree, many artificial trees are provided with hinges that permit the tree's branches to hingedly bend upward and reduce the volume. If a downward force is then applied to the branches of a live tree (i.e. during removal of the storage system), it may cause large-scale shedding, damage to the tree, and/or catching/tearing of the storage system. If a downward force is applied to the branches of an artificial tree (during removal of the storage system), it may cause breakage of the branches, dislodgement of any stored decorations, damage to the storage system, etc. However, existing storage systems are primarily designed to be removed from the trees in a downward direction, leading to the exact problems discussed above.

SUMMARY OF THE INVENTION

Implementations of the present invention relate to inexpensive disposable tree cover systems particularly useful for enclosing trees to catch shed leaves and needles. The disposable tree cover system includes a pouch that may be attached at the base of the trunk of the tree, the pouch containing a bag that may then be extended up and around the tree to provide a shed-proof enclosure for the tree. The material forming the cover system may be inexpensive fabric, cloth, or plastic. If the material is strong enough, handles may be provided on the enclosure to facilitate handling of the tree. The handles also facilitate manipulating the cover system during enclosure of the tree. The disposable tree bay may also be used in other areas, such as shipping of live trees, where the bag would serve as protection for the tree. If desired, the bag may be manufactured of sturdier material so as to be reusable instead of disposable. When manufactured of sturdier material, the bag may be advantageously used as a storage bag for artificial trees. The bag may also be provided with circumferential straps to allow the bag to be cinched to reduce the volume contained within the bag.

Alternate implementations of the present invention relate to reusable tree cover systems that may be used with live trees or artificial trees. The reusable systems may be designed to facilitate removal of the cover systems from the stored/covered tree while minimizing the undesirable forces on the tree and the cover system. This may be done by providing features that facilitate removing the cover systems in an upward direction along the stored/covered tree. As this removal direction is the same direction used to store/cover the tree in the first place and matches the natural bending/storing direction of the tree, storing and removal are facilitated by these implementations.

These and other features and advantages of the present invention will be set forth or will become more fully apparent in the description that follows and in the appended claims. The features and advantages may be realized and obtained by means of the instruments and combinations particularly pointed out in the appended claims. Furthermore, the features

and advantages of the invention may be learned by the practice of the invention or will be obvious from the description, as set forth hereinafter.

BRIEF DESCRIPTION OF THE DRAWINGS

That the manner in which the above-recited and other advantages and features of the invention are obtained may be understood, a more particular description of the invention briefly described above will be rendered by reference to specific embodiments thereof which are illustrated in the appended drawings. Understanding that these drawings depict only typical embodiments of the invention and are not therefore to be considered limiting of its scope, the invention will be described and explained with additional specificity and detail through the use of the accompanying drawings in which:

FIG. 1A illustrates a perspective view of an embodiment of a storage pouch for the bag to be placed about a trunk of a tree;

FIG. 1B illustrates a perspective view of the embodiment of FIG. 1A placed around the trunk of a tree;

FIG. 2 illustrates a perspective view of an opened pouch from FIG. 1;

FIG. 3 illustrates a perspective view of a pouch with tree bag material extending horizontally from the pouch;

FIG. 4 illustrates a perspective view of a tree bag extended fully to substantially enclose a tree;

FIG. 5 illustrates a perspective view of another embodiment of a pouch for use with a reusable tree bag system;

FIG. 6 shows an illustrative perspective view of the pouch of FIG. 5 on a tree;

FIG. 7 shows a perspective view of a reusable tree bag being drawn upward over a tree;

FIG. 8 shows a perspective view of a reusable tree bag substantially enclosing a tree;

FIG. 9 shows a perspective closer view of features of a tree bag and associated pouch;

FIG. 10 provides a perspective illustration of a tree enclosed in a reusable tree bag in a horizontal position for removal of the tree bag;

FIG. 11 shows a perspective illustration of an intermediate step in removing a tree bag from a tree;

FIG. 12 shows a perspective view of another intermediate step in removing a tree bag from a tree; and

FIG. 13 shows a perspective view of a step in removing a tree from a tree bag.

DETAILED DESCRIPTION OF THE PREFERRED EMBODIMENTS

The present invention may be embodied in other specific forms without departing from its spirit or essential characteristics. The described embodiments are to be considered in all respects only as illustrative and not restrictive. The scope of the invention is, therefore, indicated by the appended claims rather than by the description and the appended Figures, which are expressly incorporated into this description by reference. All changes that come within the meaning and range of equivalency of the claims are to be embraced within their scope.

Embodiments of the present invention relate to inexpensive disposable tree cover systems. One embodiment is directed at a disposable Christmas tree cover system that may be attached at the base of the trunk of the tree then extended up and around the tree to provide a substantially-shed-proof enclosure for the tree. In one embodiment the material forming the enclosure is fabric. In another embodiment, the mate-

rial is plastic. If the material is strong enough, handles may be provided on the enclosure to facilitate handling of the bundled tree. While embodiments of the present invention are directed at a disposable Christmas tree cover system, it will be appreciated that the teachings of the present invention are applicable to other areas. For example, another embodiment of the tree cover system is made of stronger material so as to be made reusable for use as a storage bag for an artificial tree.

Alternate embodiments of the present invention relate to reusable tree cover systems that may be used with live trees or artificial trees. The reusable systems may be designed to facilitate removal of the cover systems from the stored/covered tree while minimizing the undesirable forces on the tree and the cover system. Such embodiments include features that facilitate removing the cover systems in an upward direction along the stored/covered tree. As this removal direction is the same direction used to store/cover the tree in the first place and matches the natural bending/storing direction of the tree, storing and removal are facilitated by these embodiments.

As used in herein, the following terms are defined accordingly:

“tree”—any living or artificial tree including cut living trees, living trees with a living root ball, and a Christmas tree, except as the specific embodiment being discussed is clearly not workable with a particular tree of the trees set forth herein;

“tree cover”—a properly-shaped cover configured to substantially cover the exterior of a tree;

“bag”—a bag, cover, enclosure, or other structure designed to substantially cover the exterior of a tree;

“skirt”—a flexible or semi-flexible material draped around the trunk of a tree near the base of the tree; and

“elastically-biased opening”—is an opening that is biased into a closed configuration with some form of elastic device.

Reference will now be made to the Figures to describe embodiments of the present invention. Reference is initially made to FIG. 1A, which illustrates a perspective view of a pouch or package 20 (hereinafter “pouch 20”) that initially contains the tree storage bag or tree storage cover. Pouch 20 may be made of any inexpensive disposable material, and may assume any number of configurations that maintains the functionality of the tree cover or bag. Pouch 20 may also be made of a more durable material, such as for embodiments not to be disposable. In FIG. 1A, the pouch 20 is shown as having a round shape with a center hole 22 configured to accept a trunk 24 of a tree 26, so that the pouch 20 may be fitted about the trunk 24 of the tree 26, as shown in FIG. 1B. The material of pouch 20 may be somewhat flexible, allowing the pouch 20 to stretch or bend as needed to fit about the trunk 24 of the tree 26.

Because the pouch 20 of the embodiment shown in FIG. 1 slips on the trunk 24 of the tree 26 from the bottom, it is anticipated that the pouch 20 may be placed on the trunk 24 of the tree 26 at some point after the tree 26 has been cut, but at some point where the tree 26 is not currently located on or attached to a stable base (not shown) commonly used to support cut trees 26, such as Christmas trees, for display during sale or as a decoration. For example, a tree retailer might place the pouch 20 containing the bag elements on each tree 26 prior to displaying the trees for sale, and might advertise that the tree is sold with the attached pouch and bag to facilitate later tree cleanup, as described below. Alternatively, a homeowner purchasing a Christmas or other decorative cut tree 26 might also purchase a pouch 20 containing a tree bag, then place the pouch 20 around the tree trunk 24 prior to placing the tree 26 on its display base or stand (not shown).

Finally, the pouch **20** might also be placed on the tree trunk **24** at the end of the season when the tree is being taken down for disposal.

While this method of placing the pouch **20** on the tree **26** has certain advantages of simplicity and continuity of the eventual bag, cover, or enclosure to surround the tree, it is anticipated that in certain situations other forms of pouches **20** might be desired. For example, a pouch **20** might be provided that forms a tube shape instead of the circular shape shown in FIG. 1. In this embodiment, the tube shape could be wrapped around the trunk **24** of the tree **26**, even while the tree is in a tree stand or even before a live tree is cut. This embodiment could also be used for uncut live trees, such as trees intended to be planted/replanted after an indoor display season. The two ends of the tube shape would be close to each other after the tube shape is wrapped around the trunk **24**, so that the tube shape approximates the circular donut shape shown in FIG. 1. Other shapes of the pouch **20** could also be advantageously used, depending on the particular situation, as may be appreciated by one skilled in the art.

For example, although the pouch **20** may be designed to be disposable, it is appreciated that some people are willing to pay additional costs for designer products. Therefore, to satisfy such needs, the pouch **20** might be provided in a number of decorative shapes or colors to satisfy those individual needs. This might be especially desirable since the pouch **20** may be designed to remain attached to the tree throughout its display period. Thus the pouch **20** might form a triangle, square, star, or other shape to fit the purchaser's festive needs and whims. This is possible since the pouch **20** essentially serves two basic functions: to secure the bag elements to the tree **26** and to provide storage of the other bag elements. As long as the pouch **20** performs these two functions, it may assume any shape desired.

As seen in FIG. 1A, the pouch **20** has a rim **28**. In this embodiment, the rim **28** is located approximately at the outermost radial portion of the pouch **20**. The rim **28** extends the entire circumference of the pouch **20**. The rim **28** provides a location for accessing the contents of pouch **20**. To achieve this, a zipper (not shown) may be placed at rim **28**. Alternatively, if the pouch is desired to be disposable, the rim **28** may be designed so as to be weaker than the remainder of the pouch **20**, and access to the contents of the pouch **20** may be achieved by tearing the pouch **20** at the rim **28**. After unzipping the zipper or tearing the rim **28**, the pouch **20** may be opened as may be seen in FIG. 2. For clarity, FIG. 2 shows an opened pouch **20** as it might be found on the trunk **24** of the tree **26** without showing the trunk **24** or the tree **26**. Once the pouch **20** is opened at rim **28**, the pouch **20** may be split into two halves, an upper half **30** and a lower half **32**. These two halves **30**, **32** are still joined near the trunk **24** of the tree **26**. While FIG. 2 shows the pouch **20** split symmetrically at rim **28**, one of skill in the art can readily recognize that rim **28** may be provided at any location that adequately provides access to the contents of the pouch **20**, whether vertically symmetrical or not.

Inside the pouch **20** may be found a pouch drawstring **34**. The pouch drawstring **34** may be attached to the pouch **20** near the trunk **24** of the tree **26** in such a way as to encircle the trunk **24**. The pouch drawstring **34** may be used to tightly tie the pouch **20** to and around the trunk of the tree, so that once the bag is placed over the tree no needles or leaves may escape the bag at the bottom by slipping between the pouch **20** and the trunk **24**. Alternatively, the center hole **22** of the pouch **20** may be provided with an elastic member so that the center hole **22** forms an elastically-biased opening to provide a secure attachment to the tree and to prevent shed needles or

leaves from escaping. In configurations where the pouch **20** is tied around the tree, such as the tube-pouch configuration, the pouch drawstring **34** may also serve to secure the pouch **20** around the trunk **24** so as to form the round shape described. Any of these means described can serve as a means for securing the pouch to the trunk of the tree.

Also located within the pouch **20** is a bag material **36**. The bag material **36** may be bunched up or rolled up so as to fit within the pouch **20**. The bag material **36** may be attached to the pouch **20** within the pouch **20** so as to be secured to the trunk **24** directly or through the pouch **20**. Alternatively, the bag material **36** may be attached to the pouch drawstring **34** to achieve the same effective attachment. Another alternative attachment would be to have the bag material **36** form a unitary part of the pouch **20** so that the bag material **36** is merely an extension of pouch **20**. In any event, bag material **36** is formed so as to encircle the tree trunk **24** and tree **26** when in its fully-extended configuration so as to form a bag, cover, or enclosure around the tree **26**. The bag material **36** may be made of any material known in the art, whether inexpensive or otherwise, including plastic, cloth, and fabric, depending on the cost and strength needs for the eventual bag. In instances where the user anticipates reusing the bag, such as for use with an artificial tree, the bag material **36** may be chosen so as to be a more expensive and more durable material. The bag material **36** may also be chosen to be a flexible material to provide optimum flexibility as the bag is extended around a tree as described below.

To reach its fully-extended configuration so as to form the bag around the tree **26**, the bag material **36** may be withdrawn horizontally around the tree to assume the configuration shown in FIG. 3. As shown in FIG. 3, the bag material **36** may be provided with handles **38** to facilitate withdrawing the bag material **36** from the pouch **20** into the horizontally-extended configuration shown. In this configuration, the bag material **36** may serve to form a skirt around the tree for decorative purposes and to catch shed leaves or needles during display of the tree **26**. Therefore, the bag material **36** may optionally be provided with decorative markings or be manufactured of an eye-pleasing fabric and color for use during display as a skirt, allowing the bag material **36** to serve as a skirt for an extended period of time.

From the horizontally-extended configuration of the bag material **36**, the handles **38** may serve an additional purpose to assist in moving the bag material **36** to its fully-extended configuration shown in FIG. 4. When it is time to enclose the tree **26** in a bag for transport or disposal, the bag material **36** or the handles **38** may be grasped to manipulate the bag material **36** so as to extend upward to substantially surround the tree **26**. In this way, the bag material **36** forms a bag beginning at or near the base of the trunk **24** and extending outward and upward to substantially enclose the tree **26**. As seen in FIG. 4, when the bag is pulled up over the tree a top opening **40** remains. The top opening **40** may be closed by any means known in the art, such as by tying a string or cord similar to pouch drawstring **34**, or by providing an elastic element in top opening **40** so that top opening **40** forms an elastically-biased opening. Because the tree bag may be designed to be disposable, the top opening **40** may also be closed by other closing means, such as stapling, cinching, folding over, hook-and-loop closure systems, or any other bag closing means known in the art.

As may be seen in FIG. 4, the bag formed by bag material **36** may begin at a narrow base surrounding the trunk **24**, may flare outward to enclose the larger lower branches of the tree **26**, and then may taper upward to the top opening **40**. The bag material is formed or stitched to assume this final fully-ex-

tended configuration. However, any number of possible final shapes may be formed and are contemplated as functional depending on the needs of the user. For example, the bag material **36** may be formed into an essentially-cylindrical bag, and the bag may merely be bunched at the top and bottom as needed to close the bag. This may be advantageous in making it easier to pull the bag material **36** over the tree, and may also simplify manufacture. Alternatively, the bag material **36** might be shaped differently to accommodate differently-shaped trees than the standard Christmas tree. In one example, the bag might be used to protect live trees during shipping. In such a circumstance, the pouch used might be of the tube-shaped variety described above, and the bag thus formed would have a slit extending upward along the side of the bag that could optionally be closed by means of a zipper, ties, snaps, or other closure mechanisms. The bag material **36** might then be shaped and sized to form a bag roughly conforming to the shape and size of the live tree's branches, whatever that shape and size might be.

The bag material **36** may also be provided with circumferential straps (not shown) that may be used to cinch down the bag formed to make a smaller, tighter package for transport. This may be useful for use with artificial trees to reduce the volume of the stored artificial tree. This may also be especially useful to get a tree through a tight opening, such as up or down a stairwell, or out a door. To make the circumferential strap inexpensive, it may be replaced with twine provided as part of bag material **36** or separately. In circumstances where bag material **36** is sufficiently strong, the enclosed tree **26** may be carried by using the handles **38** or by using the circumferential strap or string. Thus the handles **38** may serve a multitude of purposes during use of the bag.

Several methods of using embodiments of the bag will now be described. In a first method of using the bag, the pouch **20** is placed on the trunk **24** of the tree **26** as shown in FIG. 1B. Then the tree **26** is placed in a display stand, as is commonly known in the art. The tree **26** is displayed thus throughout the holiday season, and when the season comes to an end and the tree **26** is to be disposed of, any decorations to be saved are removed from the tree. Then pouch **20** is opened at rim **28**, and the pouch drawstring **34** is secured to the trunk **24** of the tree **26**, if a pouch drawstring **34** is provided. Bag material **36** is withdrawn from pouch **20** horizontally until it is spread out around the tree **26** as in FIG. 3, and then one or more people grasp the bag material **36** (or handles **38** if provided) and pull the bag material **36** upward to surround the tree **26**. It is anticipated that using several people to pull the bag material **36** upward may help prevent jostling that might lead to unwanted shedding before the bag is in place in some instances. The top opening **40** is then closed, the tree is removed from its display stand, and the tree may be transported for disposal. The bag formed by bag material **36** serves to trap any shed needles or leaves, making removal and transport of the tree a much cleaner process than is currently available.

In another method of use, the pouch **20** is placed on the trunk **24** of the tree **26** as before, and the tree **26** is placed in its display stand. Then the pouch **20** is opened, and the pouch drawstring **34** secured as previously described. The bag material **36** is pulled out horizontally to form a skirt around the tree **26**, as in FIG. 3, and then the tree is decorated and displayed. The bag material **36**, used as a skirt, serves to catch any leaves or needles shed during display. When the period of display is over, the decorations are removed as described above and the bag material **36** is pulled upward and closed to form a bag as described. The tree **26** may then be removed from its display

stand for transport and disposal of the tree **26**, without fear of messy spread of shed needles or leaves.

The tree bag may also be used even after display of the tree **26**. The tree **26** is simply removed from its display stand, and then the pouch **20** is attached to the trunk **24**, the bag material **36** withdrawn and extended to enclose the tree **26**, and the bag closed for transport. Although this may be less advantageous than the previous methods in some instances because the tree must be handled before being enclosed in the bag (leading to some dispersal of shed needles or leaves), this is still more advantageous than fully moving around an unbagged tree at the end of a display season.

If a tube-type pouch **20** is used, it may be secured around the trunk even while the tree is in its display stand. This may be advantageous when a bag is desired but was not attached prior to placing the tree in its stand. It also may be advantageous when an uncut live tree is used. Although this type of bag has a slit in it, it may be closed as described above to prevent the escape of needles, or the bagged tree may be carried and transported with the slit upward so as to prevent shed needles and leaves from dispersing.

Although the described bag is advantageous for situations where a disposable bag is desired, the described bag may also be made in a reusable fashion. The rim **28** may be provided with a zipper instead of being torn, and the bag material **36** and pouch **20** may be manufactured of a stronger, more durable material. This allows the bag to be used then stored again within the pouch **20** for future use. This may be particularly advantageous for use with artificial trees. In use with artificial trees, the bag becomes a storage bag instead of a needle-catching bag. A bag of this type might be used to prevent loss of decorations or essential tree parts.

Even a disposable bag may be reused in some instances. This may occur, for example, if a tree is initially bagged after cutting for transport to a point of sale. The tree may be unbagged and the bag stored in the pouch **20** during sale. Upon sale, the bag may be redeployed for transport to the purchaser's home. Upon arriving in the purchaser's home, the tree may be unbagged, displayed, and re-bagged for disposal, as described above. Or the bag might be used for only one or two of the above-described uses. A disposable bag may even be used for multiple trees if desired, such as a single bag used for multiple live trees within a house, the bag being used at all times within the house and then removed once the trees have been removed from a location where shedding is particularly undesirable. Thus it may be seen that the disposable-type bag is flexible and useful in a variety of situations.

In other situations, various embodiments of a reusable bag may be desirable. One alternate embodiment of a reusable bag system is illustrated in FIGS. 5-13. This embodiment includes a pouch **42**, as illustrated in FIG. 5, that may be similarly shaped to the pouch **20** discussed above. The pouch **42** may be manufactured in any desired shape and of varying materials, but it is anticipated that the pouch **42** be manufactured of a durable and flexible material. In at least some embodiments, the pouch **42** may be manufactured of a machine-washable material. The pouch **42** may include a rim **44** connecting an upper half **46** and a lower half **48**, or the pouch **42** may be manufactured in a unitary fashion without a rim **44**. If a rim is present in this type of embodiment, it is not openable or tearable as with the rim **28** discussed above.

The upper half **46** includes an upper half center hole **50**, while the lower half **48** includes a lower half center hole **52**. The upper half center hole **50** and the lower half center hole **52** serve to receive the trunk **24** of the tree **26**, similar to the fashion discussed above. The upper half center hole **50** and the lower half center hole **52** may be provided with an elastic

material to permit the upper half center hole 50 and the lower half center hole 52 to be significantly stretched. For example, in one embodiment, the upper half center hole 50 and the lower half center hole 52 may be stretched between three to four times in size, such as from about three inches in circumference to about ten inches in circumference. Alternatively or additionally, the upper half center hole may include an elastic closing mechanism 51 that biases the upper half center hole closed around the trunk. The purposes of the ability of the upper half center hole 50 and the lower half center hole 52 to stretch will become more apparent below, and all ranges of elasticity that provide the features and purposes discussed herein are embraced by the embodiments of the invention. For example, larger systems may be provided for larger trees 26 and/or larger trunks 24, and such changes will be readily apparent to those of skill in the art.

The pouch 42 contains a tree bag or tree cover (hereinafter "tree bag 54") that may be similar in many respects to the bag formed from the bag material 36 discussed above. Therefore, the pouch 42 may be placed on the trunk 24 of the tree 26, by stretching the upper half center hole 50 and the lower half center hole 52 sufficiently for the lower end of the trunk 24 to pass through the upper half center hole 50 and the lower half center hole 52. When the tree bag 54 is desired to be placed so as to contain the tree, the upper half center hole 50 may be stretched as shown in FIG. 6 and the tree bag 54 may be pulled out from the pouch 42. The tree bag 54 is connected to a portion of the pouch 42, and surrounds the trunk 24 of the tree 26 when the tree bag 54 is within the pouch 42.

The tree bag 54 may be pulled upward from the pouch 42 to substantially surround the tree 26, as is shown in FIG. 7. The tree bag 54 may have a top opening 56 that allows this procedure to occur. It should be appreciated that the branches of most trees, whether artificial or cut live trees, relatively easily bend or flex upward, so the procedure of raising the tree bag 54 to encompass the tree 26 is facilitated by this bending or flexing. In some instances, this procedure may substantially reduce the diameter of the tree 26, as the diameter of the tree bag 54 may be significantly smaller than the diameter of the tree 26 (when the branches are fully relaxed or deployed). In at least some embodiments, the top opening 56 and a portion of the tree bag 54 may be elastic and/or otherwise permitted to be of somewhat larger diameter than the remaining diameter of the tree bag 54 to assist in raising the tree bag 54 over the tree 26. This is illustrated in FIG. 7. In some embodiments, the top opening 56 may be provided with handles 38, as set forth with respect to previously-discussed embodiments, to assist in raising the tree bag 54 and/or in carrying a bagged tree 26.

The top opening 56 may be provided with an elastic closure, one or more ties 58, and/or some other closure mechanism to assist in closing the top opening 56 to substantially contain the tree within the tree bag 54. The tree bag 54 may also be provided with a lower vertical opening 60 that may be substantially vertically placed at the bottom of the tree bag 54. The lower vertical opening 60 may extend upward along the tree bag 54 from the pouch 42 to a point medially vertically located along the tree bag 54, such as to a position approximately one-quarter to one-half vertically up the side of the tree bag 54. The lower vertical opening 60 may be a slit lacking a particular closing mechanism, but to better contain the tree 26 and any needles (cut tree) or ornamentation (artificial tree) of the tree 26, the lower vertical opening 60 may include a reversible closing means, such as a zipper, a plurality of snaps or buckles, or a hook-and-loop fastener system. Any other fastener system currently known or invented in the future may be used as a reversible closing means for reversibly closing the lower vertical opening 60. The purpose of the lower vertical opening 60 will become apparent below.

When the tree bag 54 substantially encompasses the tree 26, it may appear as illustrated in FIG. 8. The ties 58 or other closure mechanism for the top opening 56 may have been actuated to close the top opening 56, and the tree bag 54 may therefore be prepared to contain the tree for transport or storage with a reduced likelihood that needles, ornaments, etc. will fall off the tree. In this configuration, the tree bag 54 and tree 26 may be picked up and transported vertically or horizontally (such as by the handles 38). Once the tree has been transported to a disposal location (for a live tree) or has been retrieved from storage to be displayed again (artificial tree), it may be desirable to remove the tree 26 from the tree bag 54. Several features of the tree bag 54 may assist in this process.

For example, it may be easier to remove the tree bag 54 in an upward direction. Removing the tree bag 54 in an upward direction takes advantage of the natural bending of the tree branches, where removing the tree bag 54 in a downward direction might be hindered in some instances by snagging of the tree bag 54 on the branches. The tree bag 54 may include features that facilitate removal of the tree bag 54 from the tree 26 in an upward direction. The lower vertical opening 60 is one such feature, and additional features may be incorporated into the pouch 42, as illustrated in FIG. 9. As has been discussed previously, the pouch 42 may include a substantially-elastic material. This may permit the pouch 42 to stretch as is illustrated in FIG. 9. Additionally, the pouch 42 may only be attached to the tree bag 54 along a portion of the lower edge of the tree bag 54 and a corresponding portion of the pouch 42, as may also be seen in FIG. 9. Thus, when the time comes to remove the tree bag 54 from the tree, the pouch 42 may be grabbed and stretched, and may thereby pass over the bottom of the trunk 24, releasing the pouch 42 from the tree 26. This removal of the pouch 42 from the trunk 24, in conjunction with the lower vertical opening 60 permits relatively easy removal of the tree bag 54 in an upward direction.

The process of upward removal may be appreciated from the illustrations of FIGS. 10-13. The bag-enclosed tree is shown in FIG. 10 in a substantially-horizontal position. It will be appreciated that removal of the tree bag 54 may be done with the tree 26 in an upright position, but some of the steps may be more difficult in an upright position. As shown in FIG. 11, the lower vertical opening 60 is then opened to show a lower portion of the tree. Then, as illustrated in FIG. 12, the pouch 42 may be stretched out and down so as to pass over the trunk 24. This step releases the tree 26 so that it can move out of the tree bag 54, as illustrated in FIG. 13. It should be appreciated that alternatively the step of passing the pouch 42 over the trunk 24 may occur before the step of opening the lower vertical opening 60 as the tree is released and removed. Once the tree 26 has been removed from the tree bag 54, the tree 26 may be disposed of or displayed further, and the tree bag 54 may be laundered as necessary and stored until it is needed again. Alternatively, the tree bag 54 may be disposed of separately (such as where the tree 26 is recycled but the tree bag 54 cannot be recycled in the same way).

Thus, as discussed herein, some embodiments of the present invention relate to a disposable tree bag and cover system, and other embodiments relate to a reusable tree bag and cover system. More particularly, embodiments of the present invention relates to a tree bag configured for efficient transportation and disposal of a tree while catching and securing any shed leaves or needles. Still other embodiments relate to a reusable tree bag and cover system that minimizes undesirable application of force to the branches of the tree in undesirable directions. The present invention may be embodied in other specific forms without departing from its spirit or essential characteristics. The described embodiments are to be considered in all respects only as illustrative and not restrictive. The scope of the invention is, therefore, indicated

11

by the appended claims rather than by the foregoing description. All changes that come within the meaning and range of equivalency of the claims are to be embraced within their scope.

What is claimed and desired to be secured by Letters Patent is:

1. A reusable tree storage and transportation bag for containing tree leaves and needles during transport and disposal and for containing artificial trees comprising:

a storage pouch configured to store a bag and configured to fit around a trunk of a tree; and

a tree bag configured to substantially enclose the tree, the tree bag comprising:

a base opening attached to the storage pouch;

sides extending outward and upward from the base opening;

a substantially-circular top opening large enough to permit the top opening to pass around the branches of the tree as the top opening is drawn vertically from the bottom of the tree to the top of the tree; and

a lower opening extending upward from the storage pouch along the tree bag and sized to permit passage of the tree through the lower opening;

wherein the storage pouch and the tree bag are configured so as to be able to assume at least two configurations: a first stored configuration wherein the tree bag is contained within the storage pouch, and a second deployed configuration wherein the bag is extended from the storage pouch upward and outward to form the tree bag, and wherein the storage pouch is sufficiently elastic to permit the storage pouch to be stretched and pulled over the bottom of the trunk of the tree when the tree bag is in the second deployed configuration substantially enclosing the tree, whereby the tree may be removed through the lower opening of the tree bag.

2. The bag of claim 1 further comprising handles attached to the bag for at least one of:

facilitating changing the bag between the stored and deployed configurations; and

facilitating handling of the tree within the tree bag.

3. The bag of claim 1 wherein the storage pouch is circular in shape with a hole passing through the pouch configured to accept the passage of the trunk of the tree.

4. The bag of claim 3 wherein the storage pouch comprises: a pouch shaped to form a storage area in the shape of a donut; and

an upper half center hole configured to encircle the trunk and further configured to provide circular access to the contents of the pouch.

5. The bag of claim 4 wherein the upper half center hole comprises an elastic closing mechanism that biases the upper half center hole closed around the trunk.

6. The bag of claim 1 wherein the base opening of the tree bag is attached to the storage pouch at only a portion of the base opening and at only a portion of the storage pouch.

7. The bag of claim 1 whereby the attachment of the base opening to the storage pouch permits the storage pouch freedom to be stretched over the bottom of the trunk when the tree bag is in the second deployed configuration.

8. The bag of claim 1 wherein the storage pouch and the bag are made from materials selected from the group of plastic, fabric, and cloth.

9. The bag of claim 1 wherein the lower opening of the tree bag is a substantially-vertical opening.

12

10. A method of containing shed needles and leaves of a tree in a reusable tree bag during transport and disposal or for containing and storing an artificial tree, the method comprising:

providing a tree;

providing an elastic storage pouch about a trunk of the tree, the storage pouch containing an attached tree bag, the tree bag configured to extend upward and outward from the storage pouch and the trunk to substantially enclose the tree within the tree bag, the tree bag comprising a top opening sized so as to allow passage of the opening around the branches of the tree and a lower opening extending upward from the storage pouch along the tree bag and sized to permit passage of the tree through the lower opening;

opening the storage pouch by stretching an upper opening of the storage pouch, thereby exposing the tree bag;

extending the tree bag outward and upward from the storage pouch about the trunk of the tree until the branches of the tree are contained within the tree bag; and

closing the top opening.

11. The method of claim 10, further comprising:

opening a lower opening of the tree bag;

stretching the storage pouch and pulling a portion of the storage pouch downward over the trunk of the tree, whereby the storage pouch no longer encircles the trunk; and

removing the tree from the tree bag through the lower opening whereby the tree moves downward relative to the tree bag.

12. The method of claim 11, further comprising transporting the tree within the tree bag.

13. The method of claim 11, further comprising storing the tree within the tree bag.

14. A reusable tree storage and transportation bag for containing tree leaves and needles during transport and disposal or for storing an artificial tree comprising:

a storage pouch configured to store a bag and configured to fit around a trunk of a tree, the storage pouch comprising:

an upper half center hole and a lower half center hole configured to encircle the trunk of the tree; and

a body for storing a bag when the bag is not in use;

the bag configured to substantially enclose the tree, the bag comprising:

a base opening attached to the storage pouch;

sides extending outward and upward from the base opening;

a lower opening extending upward from the base opening and sized to permit passage of the tree through the lower opening; and

a substantially-circular top opening large enough to permit the top opening to pass around the branches of the tree as the top opening is drawn vertically from the bottom of the tree to the top of the tree;

means for closing the top opening;

wherein the storage pouch and the bag are configured so as to be able to assume at least two configurations: a first stored configuration wherein the bag is contained within the storage pouch, and a second deployed configuration wherein the bag is extended from the storage pouch upward and outward to substantially enclose the tree, and wherein the storage pouch is sufficiently elastic to permit the storage pouch to be stretched and pulled over the bottom of the trunk of the tree when the tree bag is in the second deployed configuration substantially enclosing

13

ing the tree, whereby the tree may be removed through the lower opening of the tree bag.

15. The bag of claim **14** wherein the upper half center hole and the lower half center hole comprise elastic closing mechanisms that bias the upper half center hole and the lower half center hole closed around the trunk. 5

16. The bag of claim **14** wherein the base opening of the tree bag is attached to the storage pouch at only a portion of the base opening and at only a portion of the storage pouch.

14

17. The bag of claim **14** whereby the attachment of the base opening to the storage pouch permits the storage pouch freedom to be stretched over the bottom of the trunk when the tree bag is in the second deployed configuration.

18. The bag of claim **14** wherein the lower opening of the tree bag is a substantially-vertical opening.

* * * * *